

Alfa Laval Solar S

Dry coolers

General information & application

Alfa Laval Solar S dry coolers have a modular and compact design, with high efficiency low noise EC-motors. Solar S is the ideal choice for HVAC and refrigeration applications. In the processing industry, dry coolers are suitable for closed circuit cooling of various process liquids. With a wide range of sound pressure level alternatives, these units are particularly suited to demanding, noise sensitive environments. Alfa Laval Solar S dry coolers are available for both horizontal and vertical air direction.

Capacities* 40 up to 1310 kW

* water, EN1048.

Coil

Coil manufactured from smooth copper tubes \varnothing 12.7 mm and corrugated Alu-fins, standard fin spacing is 2.3 mm. Flanges PN10/16 according to DIN 2642.

Casing

Casing and framework of corrosion resistant, galvanized sheet steel (GS).

Fan motors

High efficiency Axial EC fans diameter 914 mm, in a range of different fan speed executions, 1 to 14 fans. Motors with external rotor, protection class IP-55, class F insulation. All fans have corrosion resistant fan blades and fan guards.

Design pressure

Design pressure 6 barg. Each heat exchanger is leak tested dry air at 9 barg.

Transport

Standard vertical transport position, fixed on a wooden pallet.

Options

- Epoxy coated fins (EP)
- Fin spacings 2.5 and 3 mm
- Water spraying kit (KW)
- Vibration dampers (VD)
- Connection box (CBP)
 - optional external signal fan speed control 4-20 mA (CBPI)
 - optional temperature probe fan speed control (CBPT)



Alfa Laval Solar S

- Switchboard with motor protections (ECCB)
 - optional external signal 4-20 mA fan speed control (ECCBI)
 - optional temperature probe for fan speed control (ECCBT)
- Lockable service switch (SW)
- Expansion joints
- 1 m mounting legs
- Visual painting for casing, grey RAL 7040 (GPU=MU)
- Packing: P=Pallet, PP=P+protection frame on top, PH=PP+fin surface protection, PT=PH+light tarpaulin cover

Benefits

- Heavy duty coil & casing materials, resulting in a long operational product life.
- High efficiency EC fans as standard
- Floating coil construction to compensate for thermal stress.
- Plain profile fins make the coil less prone to fouling and easier to clean.
- Energy efficient - low total cost of ownership.
- Excellent sound characteristics
- Reliable performance, Eurovent certified.
- Easy-installation & maintenance.
- Two year full product guarantee.
- Packing design to allow transport of two units side by side on truck

По вопросам продаж и поддержки обращайтесь:

Архангельск (8182)63-90-72
Астана +7(7172)727-132
Астрахань (8512)99-46-04
Барнаул (3852)73-04-60
Белгород (4722)40-23-64
Брянск (4832)59-03-52
Владивосток (423)249-28-31
Волгоград (844)278-03-48
Вологда (8172)26-41-59
Воронеж (473)204-51-73
Екатеринбург (343)384-55-89
Иваново (4932)77-34-06
Ижевск (3412)26-03-58
Иркутск (395) 279-98-46

Казань (843)206-01-48
Калининград (4012)72-03-81
Калуга (4842)92-23-67
Кемерово (3842)65-04-62
Киров (8332)68-02-04
Краснодар (861)203-40-90
Красноярск (391)204-63-61
Курск (4712)77-13-04
Липецк (4742)52-20-81
Магнитогорск (3519)55-03-13
Москва (495)268-04-70
Мурманск (8152)59-64-93
Набережные Челны (8552)20-53-41
Нижний Новгород (831)429-08-12

Новокузнецк (3843)20-46-81
Новосибирск (383)227-86-73
Омск (3812)21-46-40
Орел (4862)44-53-42
Оренбург (3532)37-68-04
Пенза (8412)22-31-16
Пермь (342)205-81-47
Ростов-на-Дону (863)308-18-15
Рязань (4912)46-61-64
Самара (846)206-03-16
Санкт-Петербург (812)309-46-40
Саратов (845)249-38-78
Севастополь (8692)22-31-93
Симферополь (3652)67-13-56

Смоленск (4812)29-41-54
Сочи (862)225-72-31
Ставрополь (8652)20-65-13
Сургут (3462)77-98-35
Тверь (4822)63-31-35
Томск (3822)98-41-53
Тула (4872)74-02-29
Тюмень (3452)66-21-18
Ульяновск (8422)24-23-59
Уфа (347)229-48-12
Хабаровск (4212)92-98-04
Челябинск (351)202-03-61
Череповец (8202)49-02-64
Ярославль (4852)69-52-93

Киргизия (996)312-96-26-47

Казахстан (772)734-952-31

Таджикистан (992)427-82-92-69

Эл. почта: afm@nt-rt.ru || Сайт: <http://alfa-laval.nt-rt.ru>

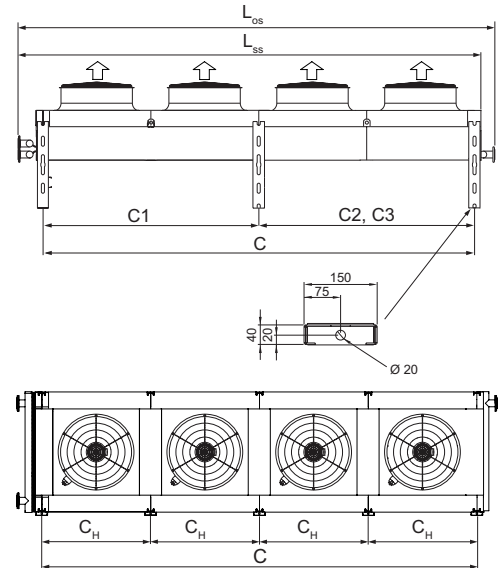
Dimensions

unit size	dimensions (mm)			vertical airflow			horizontal airflow		
	Los	Lss	C	C1	C2	C3	fixing points	C _H	fixing points
SM-1A	1920	2225	1400	1400			4	1400	4
SM-1B	2320	2625	1800	1800			4	1800	4
SM-2A	3320	3625	2800	2800			4	1400	6
SM-2B	4120	4425	3600	3600			4	1800	6
SM-3A	4720	5025	4200	4200			4	1400	8
SM-3B	5920	6225	5400	5400			4	1800	8
SM-4A	6120	6425	5600	2800	2800		6	1400	10
SM-4B	7720	8025	7200	3600	3600		6	1800	10
SM-5A	7520	7825	7000	2800	4200		6	1400	12
SM-5B	9520	9825	9000	3600	5400		6	1800	12
SD-2A	3320	3625	2800	2800			4	1400	6
SD-2B	4120	4425	3600	3600			4	1800	6
SD-2C	4720	5025	4200	4200			4	2100	6
SD-3A	4720	5025	4200	4200			4	1400	8
SD-3B	5920	6225	5400	5400			4	1800	8
SD-3C	6820	7125	6300	6300			4	2100	8
SD-4A	6120	6425	5600	2800	2800		6	1400	10
SD-4B	7720	8025	7200	3600	3600		6	1800	10
SD-4C	8920	9225	8400	4200	4200		6	2100	10
SD-5A	7520	7825	7000	2800	4200		6	1400	12
SD-5B	9520	9825	9000	3600	5400		6	1800	12
SD-5C	11020	11325	10500	4200	6300		6	2100	12
SD-6A	8920	9225	8400	2800	2800	2800	8	1400	14
SD-6B	11320	11425	10800	3600	3600	3600	8	1800	14
SD-6C	13120	13425	12600	4200	4200	4200	8	2100	14
SD-7A	10320	10625	9800	2800	4200	2800	8	1400	16
SD-7B	13120	13425	12600	3600	5400	3600	8	1800	16

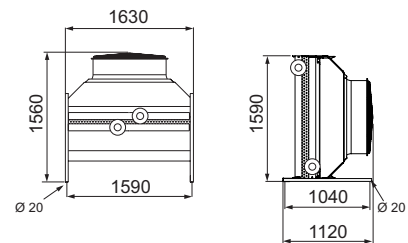
Lss: for coolers with same-side liquid connections.

Los: for coolers with opposite-side liquid connections.

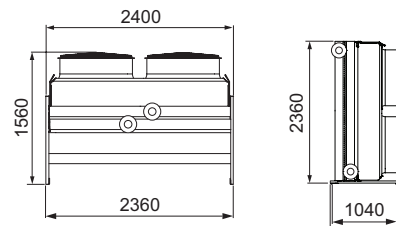
Los and Lss values in the table are indicative values and might slightly change, depending on connections size.



Models SM



Models SD



Code description

S	D	4	B	09	T	E	N	5	Y	4	H	G	S	P	*	-	A	L	2.3	C	U	132	1	x	D	N	65	*	
1	2	3	4	5	6	7	8	9	10	11	12	13	14	15	16	17	18	19	20										

- 1 Alfa Laval Solar dry cooler
- 2 Unit width (M=narrow, D=wide)
- 3 No. of modules
- 4 Module length (A=1400 mm, B=1800 mm, C= 2100 mm)
- 5 Fan diameter (09=910 mm)
- 6 EC fan speed (D/Y (rpm): TE = 1000/890, SE = 781/695, LE = 612/560, QE = 511/440, RE = 385/345)
- 7 Power supply (N5 = 3/380-420V/50Hz, N6 = 3/440-480V/60Hz)
- 8 EC fan speed default (D = High (standard), Y = Low)
- 9 Number of tube rows in air direction
- 10 Air flow (H=vertical, V=horizontal)
- 11 Casing material (GS, GP_U)
- 12 Packing (P=Pallet, PP=P+protection frame on top, PH=PP+fin surface protection, PT=PH+light tarpaulin cover)
- 13 Electrical accessories
- 14 Fin material (AL=aluminium, EP=epoxy pre-coated)
- 15 Fin spacing (mm)
- 16 Tube material (CU=copper)
- 17 No. of circuits
- 18 Number of connections (1=one inlet/outlet, 2=two inlets/outlets)
- 19 Liquid inlet/outlet connection size
- 20 Mechanical options

Selection

Selection and pricing is to be performed with our Alfa Laval air heat exchanger selection software. Selection output includes all relevant technical data and dimensional drawings.

Certifications

The Alfa Laval quality system is in accordance with ISO 9001. All products are manufactured according to PED regulations.

