

Alfa Laval Blue BX

Air-cooled gas coolers

General information & application

The Alfa Laval Blue series is a wide range of heavy-duty gas coolers for air conditioning and refrigeration applications designed for the use of CO₂ as a single refrigerant. Alfa Laval Blue gas coolers are available for both horizontal and vertical air direction. Available both in single (M) or dual (D) fan row: separate connections in the dual fan row (D) models provide the opportunity for independent operation of both gas cooler coils.

Capacity range* 50-1025 kW

* air temperature = 35°C, CO₂ at 90 bar, gas temperature in/out = 120/38°C

Finned Coil

An innovative coil design based on small diameter copper tubes and corrugated aluminium turbo fins provides excellent heat transfer at minimal refrigerant charge. Default fin spacing is 2.1 mm. Circuiting design is fully optimized to the thermodynamic properties of CO₂. Stainless steel header tubes for on-site welding connections.

Available in different fin thicknesses and fin spacings.

Construction

Frame construction provides high rigidity for protection against vibration and thermal expansion. Casing and framework of corrosion resistant pre-galvanized sheet steel, epoxy powder coated white RAL 9002 on both sides. Separated fan sections.

Fan motors

High efficiency AC or EC fan motors, available in different fan diameters (800, 910 & 1000 mm) and noise levels, power supply 400/50/3. Motors with external rotor, protection class IP 54 according to DIN 40050. Integrated thermo contacts provide reliable protection against thermal overload.

Options

- Mounting feet for vertical airflow
available in 3 heights: 500, 850 & 1200 mm
- Spray water kit (KW)
- Vibration dampers (VD)
- Hinged fan panels (HF)



Alfa Laval Blue gas coolers

- Coil corrosion protection
 - Fins epoxy coated (EP)
 - Fins seawater resistant AlMg 2.5 (SWR)
 - Blygold treatment (BY)
 - F-coat treatment (FC)
 - Copper fins (CU)
- Upon request fan motor options
 - 400V/3ph/60Hz
 - 480V/3ph/60Hz (IP54)
 - Protection class IP55
 - High-temperature motors

Benefits

- Heavy duty design with high corrosion resistance
- Reduced refrigerant charge
- Nitrogen pre-charge to prevent corrosion.
- Available with easily cleanable industrial power fins
- Excellent sound characteristics, suitable for residential applications
- Energy efficient - low total cost of ownership
- Reliable performance
- Easy installation & maintenance.
- Two-year product guarantee.
- Easy access to additional on-line product information (QR code)

По вопросам продаж и поддержки обращайтесь:

Архангельск (8182)63-90-72
Астана +7(7172)727-132
Астрахань (8512)99-46-04
Барнаул (3852)73-04-60
Белгород (4722)40-23-64
Брянск (4832)59-03-52
Владивосток (423)249-28-31
Волгоград (844)278-03-48
Вологда (8172)26-41-59
Воронеж (473)204-51-73
Екатеринбург (343)384-55-89
Иваново (4932)77-34-06
Ижевск (3412)26-03-58
Иркутск (395) 279-98-46

Казань (843)206-01-48
Калининград (4012)72-03-81
Калуга (4842)92-23-67
Кемерово (3842)65-04-62
Киров (8332)68-02-04
Краснодар (861)203-40-90
Красноярск (391)204-63-61
Курск (4712)77-13-04
Липецк (4742)52-20-81
Магнитогорск (3519)55-03-13
Москва (495)268-04-70
Мурманск (8152)59-64-93
Набережные Челны (8552)20-53-41
Нижний Новгород (831)429-08-12

Новокузнецк (3843)20-46-81
Новосибирск (383)227-86-73
Омск (3812)21-46-40
Орел (4862)44-53-42
Оренбург (3532)37-68-04
Пенза (8412)22-31-16
Пермь (342)205-81-47
Ростов-на-Дону (863)308-18-15
Рязань (4912)46-61-64
Самара (846)206-03-16
Санкт-Петербург (812)309-46-40
Саратов (845)249-38-78
Севастополь (8692)22-31-93
Симферополь (3652)67-13-56

Смоленск (4812)29-41-54
Сочи (862)225-72-31
Ставрополь (8652)20-65-13
Сургут (3462)77-98-35
Тверь (4822)63-31-35
Томск (3822)98-41-53
Тула (4872)74-02-29
Тюмень (3452)66-21-18
Ульяновск (8422)24-23-59
Уфа (347)229-48-12
Хабаровск (4212)92-98-04
Челябинск (351)202-03-61
Череповец (8202)49-02-64
Ярославль (4852)69-52-93

Киргизия (996)312-96-26-47

Казахстан (772)734-952-31

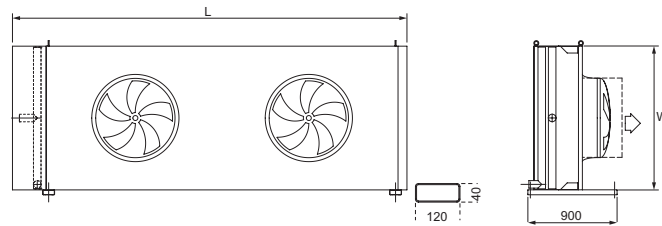
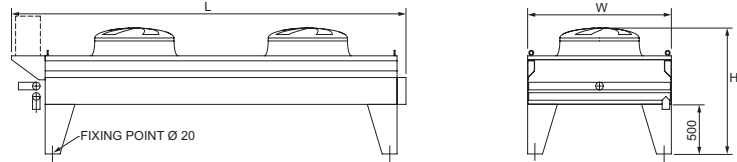
Таджикистан (992)427-82-92-69

Эл. почта: afm@nt-rt.ru || Сайт: <http://alfa-laval.nt-rt.ru>

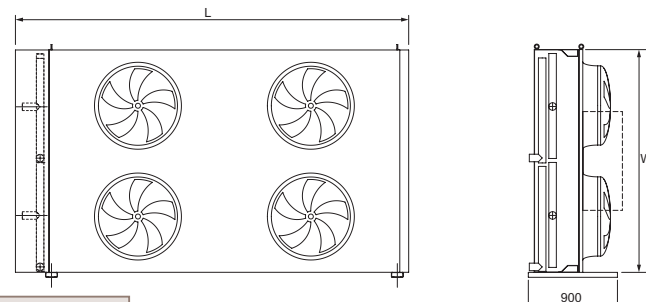
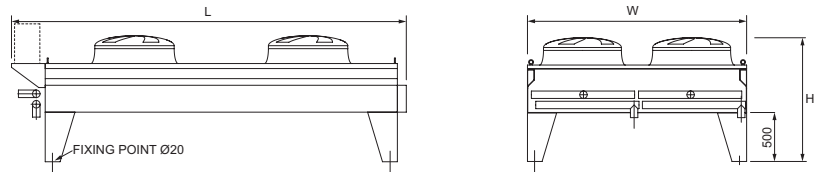
Dimensions mm

type	L	W	H
BXM 801s	1880	1450	1270
BXM 802s	3280	1450	1270
BXM 803s	4680	1450	1270
BXM 804s	6080	1450	1270
BXM 805s	7480	1450	1270
BXM 801	2230	1450	1270
BXM 802	3980	1450	1270
BXM 803	5730	1450	1270
BXM 804	7480	1450	1270
BXM 901	2580	1450	1314
BXM 902	4680	1450	1314
BXM 903	6780	1450	1314
BXM 904	8880	1450	1314
BXM 1001	2580	1450	1320
BXM 1002	4680	1450	1320
BXM 1003	6780	1450	1320
BXM 1004	8880	1450	1320
BXD 802	3980	2250	1270
BXD 803	5730	2250	1270
BXD 804	7480	2250	1270
BXD 902	4680	2250	1314
BXD 903	6780	2250	1314
BXD 904	8880	2250	1314
BXD 1002	4680	2250	1320
BXD 1003	6780	2250	1320
BXD 1004	8880	2250	1320

Dimensions BXM



Dimensions BXD



Code description

BXMS E	802 s.2	AD18CRFeet	- * AL 2.1 K65 *
1 2 3 4	5 6 7 8	9 10 11 12 13	14 15 16 17 18 19

- 1 Alfa Laval Blue gas cooler
- 2 Number fan rows: M=1, D=2
- 3 Sound level/fan code: T=turbo, S-standard, L=low, Q=quiet, R=residential
- 4 EC fan: blank=AC fan, E=EC fan
- 5 Fan diameter: 80=800 mm, 90=910 mm, 100=1000 mm
- 6 Number of fans per row: B*M = 1 to 5, B*D = 2 to 4
- 7 Short coil module: blank=default, s=short coil module
- 8 Version number
- 9 Tube rows code (A, B, C, D, E)
- 10 Fan motor connection (D=delta, Y=star)
- 11 Number of circuits
- 12 Packing: P=pallet, PP=pallet with protection for headers and coil, CR=crate
- 13 Feet=Mounting feet supplied mounted (type of feet according to airflow selected); Blank=Mounting feet supplied loose
- 14 Electrical accessories
- 15 Fin material/coating: Al=aluminium, IF=industrial fins, SWR=seawater resistant fins, EP=epoxy coated alu, FC=F-coat, BY=Blygold
- 16 Fin spacing (2.1, 2.5 mm)
- 17 Tube material (K65=copper K65)
- 18 Options

Electrical accessories

- Switch on/off (SW)
- Connection box: for AC fans (CB), for EC fans (CBP)
- Basic switchboard for AC fans (BS)
- Basic switchboard for EC fans (ECCB)
- Basic switchboard for EC fans and master controller (ECCBM)
- EC fans full management system (ICM)

Packing options

- Pallet (P)
- Protection pallet (PP) for dual fan row models
- Crate (CR) for single fan row models

Certifications

The Alfa Laval quality system is in accordance with ISO 9001. All products are manufactured according to PED rules.

Design pressure

Design pressure 120 bar. Each heat exchanger is leak tested with dry air and finally supplied with a nitrogen pre-charge.

Selection

Selection and pricing is to be performed with our Alfa Laval air heat exchanger selection software. Selection output includes all relevant technical data and dimensional drawings.